

Exploring the Opportunity of Augmented Reality (AR) in Supporting Older Adults Explore and Learn Smartphone Applications

Xiaofu Jin
The Hong Kong University of Science
and Technology
Hong Kong SAR, China
xjinao@connect.ust.hk

Wai Tong
Texas A&M University
Texas, USA
wtong@tamu.edu

Xiaoying Wei
The Hong Kong University of Science
and Technology
Hong Kong SAR, China
xweias@connect.ust.hk

Xian Wang
The Hong Kong Polytechnic
University
Hong Kong SAR, China
xian0203.wang@polyu.edu.hk

Emily Kuang
Rochester Institute of Technology
Rochester, USA
ek8093@rit.edu

Xiaoyu Mo
The Hong Kong University of Science
and Technology
Hong Kong SAR, China
xmoac@connect.ust.hk

Huamin Qu
The Hong Kong University of Science
and Technology
Hong Kong SAR, China
huamin@cse.ust.hk

Mingming Fan*
The Hong Kong University of Science
and Technology (Guangzhou)
Guangzhou, China
The Hong Kong University of Science
and Technology
Hong Kong SAR, China
mingmingfan@ust.hk

ABSTRACT

The global aging trend compels older adults to navigate the evolving digital landscape, presenting a substantial challenge in mastering smartphone applications. While Augmented Reality (AR) holds promise for enhancing learning and user experience, its role in aiding older adults' smartphone app exploration remains insufficiently explored. Therefore, we conducted a two-phase study: (1) a workshop with 18 older adults to identify app exploration challenges and potential AR interventions, and (2) tech-probe participatory design sessions with 15 participants to co-create AR support tools. Our research highlights AR's effectiveness in reducing physical and cognitive strain among older adults during app exploration, especially during multi-app usage and the trial-and-error learning process. We also examined their interactional experiences with AR, yielding design considerations on tailoring AR tools for smartphone app exploration. Ultimately, our study unveils the prospective landscape of AR in supporting the older demographic, both presently and in future scenarios.

*Corresponding Author

Permission to make digital or hard copies of all or part of this work for personal or classroom use is granted without fee provided that copies are not made or distributed for profit or commercial advantage and that copies bear this notice and the full citation on the first page. Copyrights for components of this work owned by others than the author(s) must be honored. Abstracting with credit is permitted. To copy otherwise, or republish, to post on servers or to redistribute to lists, requires prior specific permission and/or a fee. Request permissions from permissions@acm.org.

CHI '24, May 11–16, 2024, Honolulu, HI, USA

© 2024 Copyright held by the owner/author(s). Publication rights licensed to ACM.

ACM ISBN 979-8-4007-0330-0/24/05...\$15.00

<https://doi.org/10.1145/3613904.3641901>

CCS CONCEPTS

• **Human-centered computing** → **Empirical studies in HCI; Mixed / augmented reality.**

KEYWORDS

augmented reality, older adults, smartphone exploration, independent learning

ACM Reference Format:

Xiaofu Jin, Wai Tong, Xiaoying Wei, Xian Wang, Emily Kuang, Xiaoyu Mo, Huamin Qu, and Mingming Fan. 2024. Exploring the Opportunity of Augmented Reality (AR) in Supporting Older Adults Explore and Learn Smartphone Applications. In *Proceedings of the CHI Conference on Human Factors in Computing Systems (CHI '24)*, May 11–16, 2024, Honolulu, HI, USA. ACM, New York, NY, USA, 17 pages. <https://doi.org/10.1145/3613904.3641901>

1 INTRODUCTION

Modern society has seen a rapid evolution in the adoption of digital technologies, and online platforms have become the primary way for people to access information and services. This shift has been so significant that some services are gradually replaced by or even offered exclusively through digital channels including online education courses [1–3], e-government services [86], and digital banking services [28]. Despite the convenience of these digital solutions, individuals lacking technical expertise may face challenges when using them. This is particularly true for many older adults, who are impacted by various factors, such as cohort effects [101], the digital divide [21, 69], and age-related cognitive and physical declines [27, 63]. These factors create obstacles for older adults

when it comes to learning how to use the complex features of smartphones. Consequently, many older adults use smartphones as feature phones, limiting their usage to basic functions such as making phone calls and sending text messages [13] and about a quarter of older adults who aged 65 and more still do not use their smartphone to access internet [17]. Nevertheless, older adults are motivated to learn smartphones due to factors such as a desire to reduce loneliness [87], perceived usefulness [43, 70, 94], and social influence [43, 55]. In addition, learning has been found to have a positive impact on various aspects of health for older adults (e.g., mental cognitive health, psychological aspects, and social aspects of health) [36, 90, 104].

To support older adults in learning digital technologies, researchers have conducted studies to understand their learning needs and preferences. Older adults are found to be diverse and prefer more flexible support [43, 73]. In addition to the traditional support of training materials (e.g., instructions, videos) and video calls, researchers have explored different technologies such as e-learning platforms [49], social support applications [59] and personalized interactive guidance with trial-and-error support [44].

Augmented Reality (AR) has demonstrated the potential to enhance user experience and improve learning outcomes. Researchers have leveraged AR to visualize challenging concepts and support real-world simulations with interactive objects, thus increasing content understanding, learning motivation, and long-term memory retention [5, 46, 76, 82]. Such pioneering investigations suggest that AR may be able to help older adults learn smartphone technologies. Particularly, older adults generally prefer bigger screens [72, 73]. AR can expand the display of supporting information beyond the limitation of physical screens, creating a more flexible and dynamic experience, and allowing for engaging with content from multiple spatial and visual angles. In addition, AR technology can integrate a greater amount of information within the 3D augmented space, which has the potential to reduce the clutter of visual information and thus provide better support for older adults.

Rather than focusing solely on device usability, positive technology, which aims to enhance the overall quality of life by promoting human well-being, satisfaction, and contentment, is a potential alternative for older adults [31]. AR technology offers innovative ways of interacting with the world, which can help older adults enjoy the learning process in a more engaging, fun, and motivating manner [64]. However, older adults are largely neglected in current AR research, with limited work focusing on exploring the potential of AR for improving older adults' well-being (e.g., enhance fall prevention of older adults [14], coach for balance training [64]). Although usability issues still exist in current AR technologies, older adults expressed their acceptance of AR and found AR systems encouraging [64]. This highlights an opportunity to leverage AR to support older adults in their learning process. This work primarily focuses on facilitating independent exploring and learning among older adults using AR. While social interaction have benefits in their learning, our emphasis is on how AR can empower them to autonomously learn and navigate digital technologies, addressing a key aspect of digital literacy. Nevertheless, the design principles for AR to effectively assist in the mobile technology exploring and learning process for older adults remain largely unexplored. To fill in this gap, we explore the following research questions (RQs):

- RQ1: How could AR be potentially leveraged to support older adults in exploring and learning smartphone apps independently?
- RQ2: How might older adults want to interact with AR when exploring and learning smartphone apps?

Prior work has shown that technology probe-based participatory design could help identify opportunities of emerging technology for older adults, such as the future of the Internet of things (IoT) technologies [75], and VR for intergenerational communication [97]. Informed by this line of work, we took a similar approach by conducting a two-phase study: (1) A workshop on investigating what challenges older adults face most when learning smartphones and where AR could be applied to offer support. (2) Technology probe-based participatory design sessions to brainstorm and develop an interactive AR support tool collaboratively. Our findings illuminate the multifaceted advantages of AR, notably in alleviating physical and cognitive strains, especially during tasks like multi-app navigation and the nuanced trial-and-error learning processes. By deep-diving into the interactional experiences of older adults with AR, we derived specific design considerations that can shape the development of AR tools tailored to this demographic. Collectively, our research not only underscores the potential of AR in enhancing the digital journey of older adults but also offers implications for its future application in the realm of human-computer interaction. In sum, we make the following contributions:

- Our study introduces a novel approach that employs AR as a supporting tool to assist older adults in exploring and learning smartphone applications. By showcasing the potential applications of AR in this context, we provide a direction for the design of AR-based smartphone learning aids tailored for older users.
- Our exploration sheds light on the specific AR interaction modalities that resonate deeply with older adults. This provides an actionable design roadmap for future AR interaction design, aiming to enhance the inclusivity and user-centricity of AR experiences for the senior demographic.
- Recognizing and addressing the concerns and apprehensions of older adults regarding AR, we combined these findings with the UTAUT (Unified Theory of Acceptance and Use of Technology) and UTAUT2 framework. This fusion resulted in a comprehensive vision for the future of AR tools, ensuring their alignment with the needs, preferences, and concerns of older users.

2 RELATED WORK

2.1 Older Adults Learning Smartphone Challenges and Preferences

As societies advance, the evolving digital landscape presents challenges to older adults, accentuated by natural declines in both physical and cognitive abilities. Vision impairments, common in the elderly, can make recognizing text on small screens challenging [27, 43]. Furthermore, the broader click range seen in older adults can lead to operational errors, especially on crowded screens [44, 56]. As a remedy, many show a preference for larger screens [72, 73].

Aging-related cognitive decline, such as forgetfulness or reduced concentration, can further hinder their digital learning process [33, 43]. Beyond this, older adults often grapple with foundational digital concepts—being unfamiliar with terms like “digital photo album” or “cloud storage”—which may seem rudimentary to digital natives [8, 12]. Despite their eagerness to understand, existing resources frequently lack the clarity and detail this demographic needs [54]. They prefer well-defined, step-by-step instructions and value interactive tutorials or in-app help videos [54, 73].

Interestingly, recent studies highlight older adults’ shift towards more autonomous digital learning methods, like the trial-and-error approach [73]. Yet, many remain apprehensive about potential device damage, a fear which often dictates their exploration behaviors [8, 26, 65]. Their explorations tend to be more focused, yet they display a heightened aversion to mistakes, especially those with perceived significant consequences [20, 43, 65]. However, they may be more willing to try if they are supported to be more confident that errors would not lead to severe consequences [11].

2.2 Current Approaches to Supporting Older Adults Learning

Within the domain of assisting older adults in learning digital technologies, research has gravitated around two primary strategies: social help learning and independent learning. Traditional in-person social assistance, faced with accessibility challenges, has been complemented by remote methods, including video chats and apps such as Meerkat, which offer articulate assistance mechanisms [59]. The “situated scaffolding method” introduced by Cerna et al. champions a learner-focused approach, offering support in sync with the user’s immediate context and objectives [18]. Although social learning is an important method, Sec 2.1 shows that older adults nowadays prefer more independent learning methods for flexibility and confidence [43, 73]. Our work, therefore, focuses on aiding their exploration of apps independently, recognizing their willingness to try new approaches with better support.

In the landscape of independent learning, research efforts have predominantly encompassed three spheres: instructional materials, device-embedded help features, and the trial-and-error methodology. Instructional materials have been studied extensively. Comprehensive guidelines, articulated with lucid language and supplemented by visual aids such as screenshots, have been of particular interest. Technologies like Live View, which offers real-time UI illumination, and demonstrative videos serve as valuable assets in this realm [12, 26, 54]. Concerning device-oriented assistance, scholarly efforts have underscored the importance of personalized recommendations. The inclusion of relevant links, derived from a user’s browsing history, ensures a guided experience, especially for older users who might have a limited technological backdrop [20]. Innovative tools, such as the tactile button presented by Conte et al. and TapTag by Pandya et al., facilitate guided exploration, making them invaluable in supporting independent learning endeavors [22, 72]. In the realm of trial-and-error, the emphasis has shifted to creating a supportive environment for older adults. Adopting designs that echo real-world analogs aids in minimizing cognitive strain, and crafting simulations rooted in daily scenarios bolsters cognitive engagement [39, 71]. Recognizing the trepidation older adults might

face, provisions such as exploratory modes have been proposed, enabling users to experiment while, safeguarding against irreversible changes [54]. A progression in this direction is the work of Jin et al., where Synapse was introduced. This platform not only facilitates demonstrations by experienced users but also fosters a safeguarded space for novices to explore, learn, and rectify errors, accentuating the essence of exploration in the learning process [44].

Given this background, Augmented Reality (AR) emerges as a pivotal tool. Its interactive, immersive, and context-sensitive attributes can significantly enhance the exploration-based learning processes for older adults. Grounded in the comprehensive research on older adults’ digital technology adoption, our study seeks to optimize independence in learning through AR-supported experiences.

2.3 Potential of AR in Supporting Older Adults Learning

Emerging from the confluence of display techniques and computer vision methodologies, such as SLAM, hand tracking, and object detection, contemporary head-mounted AR devices seamlessly blend the virtual with the tangible. This synergy not only amplifies the visual dimension but also redefines the boundaries of interaction, thereby reimagining the paradigms of learning.

AR’s Transformative Impact on Interactive Surfaces. AR technology defies the limitations of traditional interactive platforms. The tangible realm is no longer a constraint, as demonstrated by Suzuki’s work, which extrapolates interaction beyond the physical realm, introducing dynamic, context-aware, and enhanced virtual interfaces overlaying physical screens [89]. Innovations like those of Reipschläger et al. exemplify this shift, wherein virtual content is organically integrated into our environment, thereby fostering intuitive interactions [79, 80]. The potential of this expanded interaction canvas is further echoed in research focusing on CAVE systems and smartphones [25, 37, 66]. Such expansions could particularly benefit older adults, who might find the compact and intricate interface designs of contemporary smartphones challenging [45]. By stretching the interaction frontier, AR ushers in the era of custom-tailored and accessible control architectures, thereby catering to the distinct needs and potential limitations of older individuals.

Redefining Learning with Visual Cues. With its potential to superimpose visual hints, AR rejuvenates tutorial methodologies, making learning not just more insightful but also more immersive and delightful. Findings by Klopfer and Squire underscore this, revealing how AR’s capacity to provide situational, context-rich information can simplify intricate concepts and catalyze collaboration [47]. The superiority of AR-driven learning over conventional textbook-based methodologies is empirically validated [5]. Its efficacy is further reinforced in specialized domains such as medical education, where AR significantly enhanced anatomical comprehension and retention [50]. Initiatives like the InstruMentAR system by Liu et al., AdapTutAR by Huang et al., and RobotAR toolkit by Villanueva et al. are a testament to AR’s transformative potential [40, 57, 96]. However, a conspicuous void exists in the domain of smartphone application exploration for older adults using AR, a research gap that our study endeavors to bridge.




Figure 1: The Overview of the Two-phase Study. In Phase 1, (a) shows the introduction of AR’s capabilities to participants, (b) shows their experience using AR, (c) shows the discussion of smartphone app exploration challenges, and (d) encapsulates their collaborative ideation on using AR to tackle these obstacles. Based on the findings from Phase 1, we built a tech-probe for Phase 2 participatory design. (e) and (f) display participants engaging with our AR tutorial and probe respectively, while (g) captures the essence of our participatory design approach with a participant sketching her ideas.

While the promise of AR in revolutionizing the tech-learning curve for the older generation is unmistakable, a detailed understanding of their aspirations and preferences for AR remains elusive. This study adopts a probe-based participatory design methodology to illuminate AR’s potential in optimizing older adults’ experience of technology learning.

3 METHOD

To address our RQs, we conducted a two-part study: (1) a workshop on investigating what challenges older adults face most when learning smartphones and where AR can be applied to offer support, (2) technology probe-based participatory design sessions to brainstorm and develop an innovative AR support tool collaboratively. The insights gleaned from the first part study directly informed and shaped the design of the probe in our subsequent second part study. A summary of the studies is presented in Figure 1. This research received approval from the university ethics review board.

3.1 Data Analysis

We recorded the workshop and design sessions and aimed to identify themes related to older adults’ experiences, perceptions toward the AR experience, and how they imagine incorporating AR in the learning smartphone process. The video recordings were transcribed through an online transcribing tool and then manually reviewed by the authors to correct for errors. The transcripts were

coded using an open-coding approach [23]. For example, one significant code was “leveraging AR to mitigate memory declines of multi-app exploration”, defined as the design where participants conceived using AR’s extended surfaces to support their exploring process with multiple apps. Two examples are as follows: “I often forget which app should be used for the next step and AR may help remind me the next app for my task”, “I like to compare items between several apps, but I can not remember all of them, and had to check back and forth.”. Two of the authors reviewed the initial transcripts independently, and then developed and applied codes in an iterative process until reaching an agreement. This iterative process ensured a consistent and comprehensive coding scheme. The codes were subsequently organized into clusters that represented the emerging themes from the study data. For example, “leveraging AR to mitigate memory declines during multi-app exploration” combined with similar codes such as “leveraging AR to help focus on the current exploration for those ‘attention declines’” formed the theme “Leveraging AR to Reduce Cognitive Burden of Older Adults during Smartphone Apps Exploration and Learning.” Once all potential themes were thoroughly discussed and reviewed, the final themes were selected as the study’s findings.

4 PHASE 1: EXPLORATORY STUDY & IDEA GENERATION

4.1 Study Design

In phase 1, we aimed to explore the critical challenges participants encountered when learning smartphone apps by exploring and brainstorming how AR could be used to tackle these challenges. It was conducted in a nursing home with 18 older adult participants who lived in the nursing home or nearby local communities. The study lasted approximately 90 minutes and included three parts.

Part 1, Introduction to AR: We introduced older adults to AR technology by showing them a prepared introduction video of how AR works and letting them try an AR task of picking up a flower and putting it into a vase through AR Hololens 2¹, which includes basic AR interactions like selecting and moving. This helped them understand the potential of AR and how it could be integrated into their daily lives.

Part 2, Identifying Challenges: We inquired about the difficulties they faced while exploring smartphone apps. To help them better recall the challenges, we gave them a health management app with rich features as an example, then asked them to try using it and point out where they experienced difficulties. A health management app was chosen because older adults are more likely to use technology that is integrated into their daily lives, such as health monitoring devices [62].

Part 3, Brainstorming Session: We held a brainstorming session with the participants to encourage them to think about how AR could be used to overcome the challenges they encountered while using smartphones. We listed the challenges they raised in Part 2, and for each challenge, we allowed participants to contribute ideas on how AR can be used to tackle these challenges.

4.2 Participants

We recruited eighteen participants (10 males, 8 females) aged 65–94 ($M = 77.1$, $SD = 8.5$). All participants had used smartphones before and reported that they encountered challenges when learning smartphone apps from the preliminary questionnaire used for collecting their demographic information. None of them used AR applications before but all were open to new technologies.

4.3 Findings from Phase 1: Smartphone Challenges During Exploration and Possible AR solutions

Our participants showed extreme interest in AR and actively experienced wearing the AR device. We identified four core challenges for smartphone app exploration:

C1: Limited size of text on the screen. Participants reported that their visual acuity was reduced, causing them to spend more effort and time trying to read the small text on the screen. To tackle this problem, participants mentioned having a larger panel with bigger font sizes in AR floating beside the touchscreen.

C2: Low information scent of features. Participants also found it hard to figure out how to find certain functions, which is due to the low information scent of features. To better accommodate

more features or functions in one app, the current design of apps uses a “hidden” design, which requires the user to trigger certain functions with gestures like sliding. Often, “hidden” design features are subtle, and characterized by minimalistic symbols, as shown in Figure 2 b the sliding feature. For participants unfamiliar with extensive smartphone app usage, it becomes challenging to discern their interactivity, making them overlook the additional functions nestled behind such features. Participants reported that they wanted such hidden features to be highlighted and the operations that are possible to be explained.

C3: Difficulty understanding terminologies. Participants reported that sometimes they were unsure what would happen if they clicked certain icons. Due to the expanding functions in many apps, many used shortened terms to reduce screen space, making it even harder to understand for those who were already not familiar with the app. One participant mentioned asking others for help, “So in the end, I only use the one [function] I can understand, if I had to use others, I will ask [family members] to describe it to me, but I cannot ask them too often, because they are busy as well.” In severe cases, participants mentioned they just gave up using the app. To address this issue, participants felt that having a more detailed explanation of the terminology in plain language floating beside the screen would be helpful.

C4: Low confidence when exploring independently. Participants reported their anxieties when exploring smartphone apps independently. They felt less confident because they were experiencing a cognitive decline that they perceived in their daily lives. For example, a participant mentioned, “my brain is not as sharp as before, and I often forget things in recent years, I am afraid that I might make mistakes.” They expressed extra caution when conducting operations related to payment, which could have serious consequences if a mistake was made. Participants mentioned that a second virtual screen that displays the result of an operation could act as a trial run. If the virtual screen matches their expectations, they would feel more relieved to operate on the real one. Another approach they suggested was having an accompanying assistant who could answer their questions when they felt unsure.

5 PHASE 2: TECH-PROBE CO-DESIGN WORKSHOP

5.1 Design Probe Implementation

Based on the challenges uncovered (C1-C4) from Phase 1, we developed a probe of an AR application designed to support older adults in their exploring process with the following features:

- (1) Enlarge the font size in two ways, enlarge certain text, and enlarge the whole screen to address **C1**: limited size (Figure 2 a, e, f).
- (2) Explain the terminology to address **C3**: difficulty understanding (Figure 2 a). We added a text explanation of the icon beside the smartphone. We chose a red color for the demonstration because it shows more clearly in AR under our laboratory settings.
- (3) Highlight hidden feature and add illustration to address **C2**: unclear features (Figure 2 a, b). Although our participants only mentioned text explanations for highlighting the hidden

¹<https://www.microsoft.com/zh-tw/hololens/hardware>

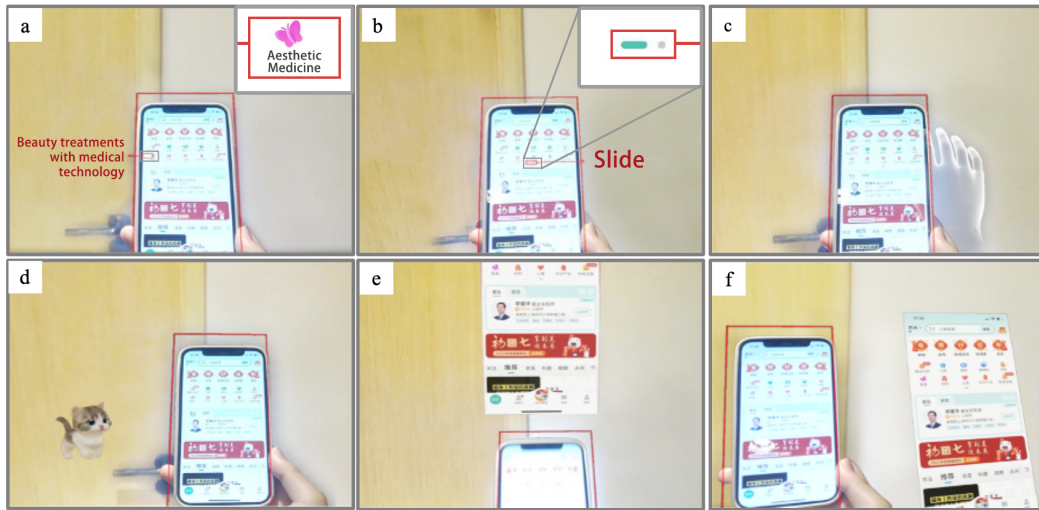


Figure 2: Features of the Design Probe. (a) enlarges and explains a terminology (in this example, it is “aesthetic medicine”) and shows the enlarged explanation on the side of the smartphone. (b) highlights the hidden feature and explains it (in this example, it means “sliding”) on the side of the smartphone. (c) uses a ghost hand animation to demonstrate the feature’s meaning. (d) shows a 3D cat as an accompanying assistant. (e) demonstrates a vertical extended screen on the top of the smartphone. (f) demonstrates a horizontal extended screen on the side of the smartphone.

feature, we added an animation of a “ghost hand”, which was found to be older adults’ most preferred visual prompt [98].

- (4) Add extended screen to address **C4**: low confidence (Figure 2 e, f). We provided two different locations for the virtual screen, above and to the right of the physical smartphone.
- (5) Add an accompanying assistant to address **C4**: low confidence (Figure 2 d). As most of our participants reported that they preferred accompanying animals’ avatars, we placed a cute 3D cat as a demo.

We implemented the AR probe in Unity and deployed it using Microsoft HoloLens 2. To display AR content in reality, we selected a standard position for holding a mobile phone. We utilized Mixed Reality Toolkit² to synchronize the AR world coordination system with reality and maintain the virtual content’s consistency in space. The “ghost hand” animation was constructed using MRTK’s default hand model. To allow changing of the features of the AR probe in real-time during the design probe, we built a configuration server, which runs on a laptop computer, using Unity Netcode³, to communicate with the HoloLens 2 AR headset. In this way, we can control which feature to show up in the design probe through our built server on the laptop computer.

5.2 Study Design

We initiated our research with pilot studies involving 2 older adults, which helped us fine-tune our co-design process. The study was hosted at a community library, a locale that was both familiar and easily reachable for the participants.

We used the probe for participants to experience receiving assistance in AR and co-design with the researchers to tackle their

challenges and better facilitate their exploring process. The study lasted approximately 90 minutes and included three parts.

Part 1, Preparation and AR Tutorial Experience: Considering that our participants did not have experience with AR, we gave a tutorial on AR to familiarize them with the basic interactions [61]. We also observed their interaction process during the tutorial and asked how they felt about the interaction. This not only allowed participants to better understand what could they do in AR but also allowed researchers to understand older adults’ perceptions of AR interactions. To ensure that participants understand and become familiar with the AR interactions, we first present all interactions as depicted in Figure 7. Subsequently, we ask them to describe these interactions both verbally and through gestures, as a means of verifying their comprehension.

Part 2, Tech-probe Experience and Feedback Gathering: We then let older adults put on the HoloLens 2 to experience how AR supports smartphone app exploration. We let them try using the same app as Phase 1, and when they encountered challenges, we presented our relative AR features to them and explained how it may help. For the rest of the features, which participants did not experience, we presented them at the end. For each feature, we asked them about their experiences, what they liked, what they did not, and what improvements they thought could be made.

Part 3, Co-Design Session: Finally, we held a co-design session with the participants. We prompted participants by recalling their encountered challenges, and our design features of tech-probes, to suggest changes and add new features to support their learning process of smartphones. We also encouraged them to draw their ideas on paper to better express themselves.

In the practical execution of Phase 2, individual participatory design sessions were held, with each of the two researchers working separately with one participant. Following the individual sessions,

²<https://learn.microsoft.com/en-us/windows/mixed-reality/mrtk-unity/mrtk2/?view=mrtkunity-2022-05>

³<https://docs-multiplayer.unity3d.com/netcode/current/about/>

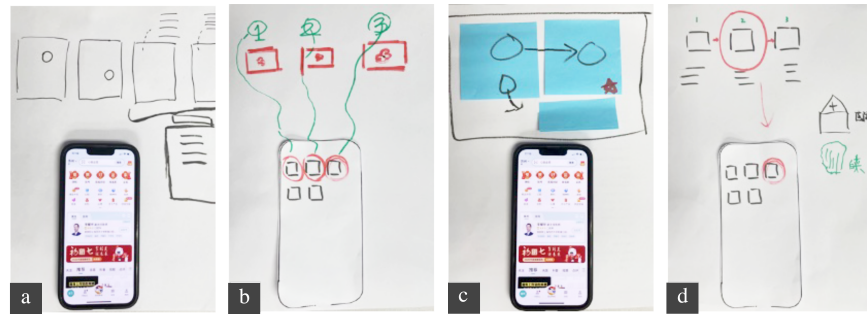


Figure 3: Older Adults’ Drawing Samples. (a) shows that they would like AR tools to display their operation flow and summarize previously filled-in information so that in the confirmation stage of a task, they can check the information more easily and confidently. (b) shows that they wanted AR to present three apps on the same screen for them to compare the prices of vegetables. (c) shows that they wanted AR to record and save their trial-and-error process so they could return to any saved state. (d) shows that they wanted a custom icon to record multi-app usage and show which states they were currently in.

we facilitated a group discussion, which involved both researchers and the two participants, to further refine the co-design solutions. In this process, each participant expressed their ideas first while the others gave comments and suggestions. We discussed the ideas until everyone was satisfied with the design. We initially planned for 16 participants across 8 sessions, but unfortunately, one participant did not attend due to unforeseen personal circumstances.

5.3 Participants

Fifteen participants (6 males, 9 females) aged 65-94 ($M = 75.7$, $SD = 9.5$) were recruited in Phase 2. Seven were volunteers from Phase 1, while others were recruited through advertisements on social media. All had diverse backgrounds and education levels. Based on the definition of levels of smartphone usage expertise [54], there were one beginner, four novice users, seven intermediate users, and three advanced users. Recruiting criteria were: (a) Participants had the ability to use smartphones and encountered challenges when learning smartphone apps by exploration. (b) Participants should be willing to experience AR and explore how AR could be applied to support the smartphone learning process.

6 FINDINGS OF TECH-PROBE CO-DESIGN WORKSHOP

We first present the key findings of how AR can be applied to support participants in learning smartphone apps to answer the first research question. We then present the participants’ preference for interactions with AR to answer the second research question. Figure 3 contains selected sketches from participants. Since we also have those who responded verbally instead of sketching, we created illustrations to make the point clearer.

6.1 Possibilities of AR to support older adults learning smartphone apps

We identified four general directions in which AR could be leveraged to support older adults in smartphone learning, which are reducing their physical burdens, lowering their cognitive burdens, facilitating trial-and-error, and bridging the knowledge gap.

6.1.1 Leverage AR to reduce older adults’ physical burden of learning smartphone apps. We reported how AR can support tackling two

general challenges in older adults’ physical aspects of learning smartphone apps.

AR can provide user-friendly operations for reduced fine motor skills and tactile sensitivity. Fine motor skills are necessary in accurately executing touch gestures on smartphone screens. When exposed to our AR probe, participants commended the benefits of diminished operational demands, notably via the extended screens. The scalability of this extended screen, allowing touch targets to be magnified, emerged as particularly beneficial. P3 remarked, “I often click on the wrong icon since they are too close to each other, but I will not click wrong if they are magnified at this scale.” Additionally, the issues with unreliable touch responses on smartphones were underscored by P6, who stated, “I often find myself tapping repeatedly to ensure I clicked the icon successfully. Sometimes it failed to respond, and once, I clicked too much, my phone even shut down. If I can use it through the helmet [AR Hologens] instead of smartphones, I will choose this.” Moreover, participants mentioned that performing gestures to switch between apps on small smartphones was physically demanding. Participants proposed using AR to display recently used apps beyond the smartphone interface, which would streamline the app-switching process via the interaction with floating application icons. However, the transition to AR wasn’t without its challenges for the older demographic. A recurrent point of contention was the intangibility of mid-air interactions, which we report in detail in Section 6.2.

AR can enhance visual experiences for those with decreased visual acuity. The constraints of smartphone screens, particularly on smaller devices, present legibility challenges for individuals with declined visual acuity. Participants echoed these challenges, revealing a common solution: increasing font size. This approach, however, occasionally resulted in distorted layouts, extending icons over multiple screens, and complicating user interaction. In contrast, AR offered the promise of enhancing content clarity, as showcased in our demo.

For small content such as text underneath an icon, we projected them beside the screen, receiving unanimous approval from participants. They felt this enhanced visibility and suggested the inclusion of accompanying audio for a richer experience. Participants also gave suggestions on content representation: P3 wanted content

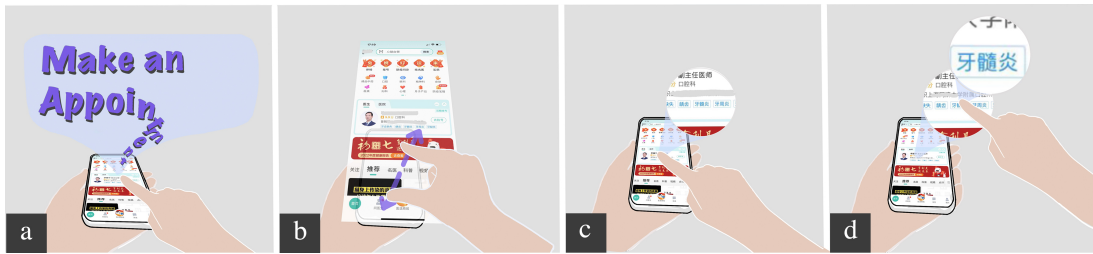


Figure 4: Participants’ Vision of Employing AR to Augment Visual Interactions. (a) illustrates 3D words in an exaggerated brush style that seem to “jump out” from the display. (b) depicts a gesture-induced screen magnification. (c) visualizes a finger simulating a magnifying effect. (d) reveals a multi-tiered magnification process.

that “jumped out” for greater engagement, while P5 desired a brush-styled font, as Figure 4 a shows. Interestingly, P10 expressed that she was used to having a magnifier, so she hoped that her finger could be a magnifier that automatically magnified the words beneath, as Figure 4 c shows. Bolstered by our extended screen concept, P2 proposed magnifying the entire screen, thereby proportionally increasing the text size, as Figure 4 b shows. P7, despite having good vision, expressed a preference for larger text to safeguard future eyesight. The diverse feedback culminated in P4’s integrated solution: enlarging the entire screen for recreational apps like games, while selectively magnifying crucial parts for functional apps like health trackers. P12 introduced another layer of customization, envisioning enlarged UI sections based on user preference, enabling further iterative magnification as Figure 4 d shows.

Addressing inconspicuous feature cues, participants favored an on-demand display over automatic visibility, which means that they would like to manually trigger the feature. P3 valued post-exploration feature identification, while P11 highlighted the distractions of spontaneous notifications. In terms of visual emphasis, participants found the demo’s color-highlighting approach obscured feature details, suggesting a more pronounced highlighting format. Notably, they exhibited a dual attitude towards AR visualization: while unexplored features should retain their original appearance on the smartphone screen, selected ones could harness AR’s expansive screen capacity for enriched detail presentation.

6.1.2 Leverage AR to reduce older adults’ cognitive burden of learning smartphones. AR can facilitate smartphone app exploration for those with decreased working memory capacity. Participants recounted difficulties in executing intricate tasks on their smartphones, particularly when these tasks spanned multiple apps. To combat forgetfulness in these extended, multi-app endeavors, participants, like P15, proposed AR-aided lists for marking off completed steps—a digital parallel to traditional note-taking.

A recurring challenge was the cognitive load of multi-app usage. P8’s medical journey exemplified this: starting with symptom research on a search engine, shifting to a map app to identify nearby hospitals, and finally accessing the chosen hospital’s dedicated app for appointment scheduling. The need for multiple switching and information recall from different apps led to fatigue and forgetfulness. Inspired by our AR probe’s extended screen, P8 proposed custom icons for regular app sequences, as Figure 5 a shows. Clicking a bespoke hospital icon, for example, would display an entire operational flowchart categorized by different apps. This could streamline

the task processes, preventing feelings of being overwhelmed or missing out on vital information such as hospital operating hours. Moreover, when coming to the next app, it can also help older adults select the right one from similar app icons.

During the process, another significant challenge for older adults was comparing data across multiple apps to make informed decisions. For instance, when choosing a hospital, factors like reputation and location are crucial. However, gathering this information often required toggling between different apps, demanding a considerable cognitive load for memorization and decision-making. P7 highlighted a potential solution: an AR-enabled feature that consolidates relevant data from various apps onto a single extended screen, as Figure 5 b shows. This would facilitate direct comparisons, alleviating the burden of recalling and cross-referencing information from disparate sources. The dilemma of juxtaposing information was not limited to medical choices. P10 described the frustration experienced when comparing vegetable prices across multiple shopping apps. After frequently losing track of initial price checks, the repetitive process sometimes led her to abandon the task. To address this, participants suggested employing AR to simultaneously present all app interfaces, spotlighting pertinent details like pricing, as Figure 5 c shows. As P10 noted, such an approach is reminiscent of “having multiple windows open on a computer,” simplifying decision-making through concurrent visibility.

AR can enhance focus for older adults who experience a decline in attentional resources Participants frequently expressed frustration with interruptions during their app exploration, citing disturbances like pop-up ads, app notifications, and incoming calls. Drawing inspiration from our AR demonstration, which showcased extended screens and floating text, many participants proposed a continual display of their current task and chosen app, helping them stay focused. P7 suggested, for instance, that a prominent reminder, such as “I’m making a doctor’s appointment”, could be invaluable. Echoing this sentiment, P8 emphasized the advantage of placing these reminders at eye level, as Figure 5 d shows. Given that many participants naturally glanced upwards during moments of recollection, this positioning could facilitate seamless task resumption. An unexpected benefit noted by some participants was that looking upwards might serve as a good neck exercise. Additionally, the challenges weren’t solely related to external interruptions. Due to diminishing attention spans, participants often faced confusion when selecting between similar apps. P14’s experiences reflected this, as she frequently opened incorrect apps, leading to frustration.

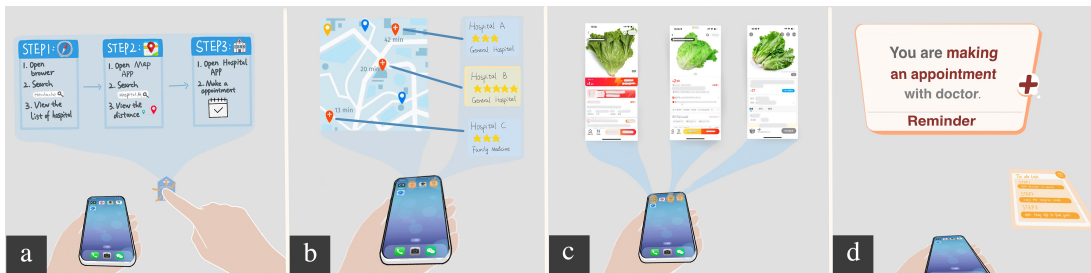


Figure 5: Participants’ Vision of Utilizing AR to Alleviate Cognitive Load. (a) illustrates a custom icon for multi-app tasks, organized by individual apps. (b) demonstrates the integration of diverse information from multiple apps onto a single display. (c) portrays the simultaneous presentation of three apps, designed for efficient price comparison. (d) highlights a reminder board that aids in refocusing the user’s attention to their current task following interruptions.

She believed that AR could act as an assistive tool, guiding users by highlighting the appropriate app for their intended task.

6.1.3 Leverage AR to support older adults’ trial-and-error and mitigate mistake anxiety. AR can establish a digital sandbox for older adults to explore app functions safely Our demo presented an extended screen and allowed older adults to conduct trials on the virtual surface. Participants felt that it made them more confident to conduct operations on the real phone if they had tried it before (e.g., “It allows me to familiarize myself with these functionalities without the fear of making mistakes.”-P3).

AR can present and save different states during explorations and enable states to be recovered. Participants frequently faced moments of uncertainty while navigating apps, with deeper exploration sometimes leading to feelings of disorientation and the need to restart their tasks. We employ the term ‘different states’ to describe the varying phases of user progress. These states denote distinct points or stages within the user’s exploration journey. P5 highlighted the importance of saving one’s progress at the beginning so that in moments of confusion, one could return to a known point rather than starting afresh. Building on this, P6 advocated for the ability to save multiple states or checkpoints within the AR system, facilitating a more flexible, trial-and-error approach without redundancy, as Figure 6 a shows. P12 emphasized the potential benefits of visual aids to help users track their navigational routes. By visualizing their paths, users could adopt a more methodical exploration strategy, avoiding repetitive actions and fostering more efficient learning. Reflecting on the emotional toll of such experiences, P12 shared, “Navigational errors often make me feel distressed. I often panic, and sometimes I try and try and try, sometimes repeating the same flow, until I lose confidence. I felt really awful that time, and do not want to do it again by myself.”

AR can mitigate older adults’ navigational uncertainties by providing a preview of the next screen of the app. Participants suggested presenting a preview of the next page to build a reassuring environment and reduce their anxiety. As expressed by P8, “When I tap something, I always have a split second of panic wondering if I’ve done something irreversible.” An AR preview acts as a safety net, allowing them to anticipate and validate their actions. P14 resonated, “Knowing what comes next, even just a glimpse, reduces the anxiety of navigating new apps or features.” Besides previewing the pictorial page, P9 mentioned the utility of brief

textual descriptions overlaid on significant parts of the preview, as Figure 6 b shows, “Just a word or two about what a button does would be immensely helpful.” P12 further confirmed the anticipated benefits of enhancing learning and reducing errors, “Seeing a sneak peek of what’s next helps me mentally prepare, making it easier to learn and remember. With a clear sense of direction, I may make fewer mistakes.”

AR can enhance older adults’ confidence in the confirmation stage. The “confirmation” step in digital tasks can be particularly anxiety-inducing for older adults, as it often marks the point of no return, for example, when confirming the payment. P1 voiced concerns about the lack of summaries prior to finalizing actions, noting that the absence of a step-by-step review makes her retrace her steps as a precaution. P1 stated, “I feel afraid to click on the confirmation icon. Without a summary of every step I have taken and information I have filled in, I usually click cancel, and trace back to check each step, which is time-consuming and makes me feel more worried.” She expressed a preference for a visual overview as shown in Figure 6 c, allowing for a quick and confident review. Meanwhile, P10 suggested highlighting critical or high-risk actions to ensure users are fully aware of the implications of their choices. P14 favored real-world analogies, likening digital payments to physically transferring money, an idea reflected in Figure 6 d, which makes the digital experience more tangible and relatable. P14 stated “I feel more sure about what I am doing. I feel easier to confirm my information in this way instead of reading a long text with terminologies.”

AR can help mitigate older adults’ security concerns of exploring apps. Older adults are wary of security vulnerabilities in mobile apps due to the increasing cyber threats reported in the news. They hope AR can offer visual warnings for risky operations. A notable idea from P12 is for the AR assistant to transform into a “policeman” during risky operations, indicating caution. The avatar of the AR assistant also evoked diverse reactions. While some participants preferred a more approachable, comforting presence like that of a household pet to foster a sense of trust and ease, they also expressed a desire for this avatar to dynamically adapt. Specifically, during potentially risky tasks, the avatar could metamorphose into a protective figure, like the aforementioned policeman, to underscore the gravity of the operation. Moreover, participants mentioned using animations or spatial visualizations to notify them of risky operations. For example, P14 said “I hope

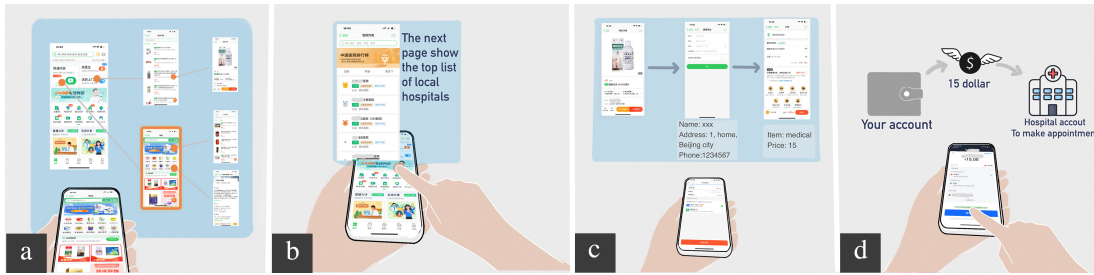


Figure 6: Participants’ Insights on Utilizing AR for Supporting Trial-and-Error Processes. (a) illustrates the tracking of users’ trial-and-error routes, capturing principal actions and saving intermediate states for easy revisiting. (b) displays a live preview of the subsequent page when an icon is selected. (c) represents a scenario where a task, especially one requiring confirmation, lays out each step and lists all entered key details for verification. (d) highlights a real-world scenario to boost comprehension and confidence during payment confirmation.

that it could help me get out of certain states, if I were scammed and about to transfer money, it can alert me and let me get out of the mood.” Interestingly, many participants feel that AR, being separate from their phones, is inherently safer and less invasive, thus boosting their trust.

6.1.4 Leverage AR to Bridge Knowledge Gap for Older Adults When Learning Smartphone Apps. AR can explain the complex understanding of the terminology and illuminate the ambiguity of interface symbols in diverse ways. In the rapidly evolving technological landscape, older adults often grapple with new terms. Our AR demonstration proposed clear and short textual explanations alongside unfamiliar terms. Participants favored concise text over lengthy descriptions to prevent memory lapses. While text was essential, participants also appreciated other mediums like animations and voice. The immersive animations and spatial effects of AR were not only informative but also entertaining for them. P3 was enamored with the idea of words coming to life, P7 imagined complete immersion in a “smartphone world”, while P10 saw AR as a dynamic learning tool, superior to lessons from younger relatives.

Hidden app features, often symbolized by small icons, tend to be overlooked by older users. To address this, our demo showcased methods like highlighting these features with both text and animated cues. While text was favored for its clarity, the timing of these feature pop-ups was crucial to avoid distractions. Moreover, participants reflected that animations may not be a good choice because they needed more time to comprehend what the animation referred to.

6.2 Interaction preferences of older adults in AR for smartphone exploring

In examining how older adults interact with the Microsoft HoloLens 2 AR technology, participants experienced the seven core interaction methods of AR as shown in Figure 7. We aimed to identify what features of AR interaction were valued by older adults. We first let them express the pros and cons of each interaction method and asked them to rank these methods according to their preferences. For speech interaction, most of them struggled because they considered it more like a conversation function instead of issuing commands with a “single operation” like selecting. Therefore, we asked them to rank the remaining 6 interactions (Figure 8). Except

for two participants who did not complete all the interactions successfully, 13 participants ranked the six core interaction methods. In this section, we first report our participants’ general perception of basic AR interactions and their detailed feedback for each interaction method.

Direct touch interaction was most favored due to its similarity to physical interactions, followed by eye gaze interaction for its intuitive and effortless nature. Conversely, challenges arose with the virtual ray pointer and pinch-and-rotate functions, often due to recognition issues and operational difficulties. While the distinction between “moving” and “dragging” was seen as minimal, precision in pinching the vertex was a common challenge. We further summarize their feedback on each interaction method as follows.

Touch. The instinctive nature of touch-based interactions, honed through years of smartphone use, made it the favorite AR interaction method among older participants. However, the intangibility of mid-air interactions posed a challenge. P9 expressed a longing for the solid, responsive feel of tangible objects, “There’s a need to reach through to touch, and the depth perception isn’t great. It feels unnatural, touching actual objects feels better.” While P12 used a book near her to illustrate the tangible surfaces, explaining that it provided a more solid feeling, otherwise, she only relied on auditory feedback to confirm successful interaction. This longing for tangibility also resonated in P14’s wish for content to manifest on walls, “the whole wall is like a big iPad”. This suggests a desire among participants for tangible touch experiences that integrate seamlessly with their environment, such as automatically recognizing flat surfaces and giving users autonomy in determining the augmentation placement. This manifested in suggestions like using real-world tactile gestures, as showcased by P15’s idea of table tapping for confirmation. She noted the tangible “knocking” or “confirmation” sensation it provided and appreciated not having to keep her arm elevated continuously.

Virtual Ray Pointer. Participants recognized it as an approach to interacting with far objects but found it hard to target closeby objects using the virtual ray pointer. P5 suggested using a handle would be helpful as he felt tired and experienced jitter when using his hand to point. However, our participants felt that it was unreasonable to use a controller to operate AR contents and put aside the controller to operate on the smartphone.




Figure 7: Diverse Interaction Modalities in AR. (a) Touch, (b) Virtual ray pointer, (c) Pinch and move, (d) Pinch and drag, (e) Pinch and rotate, (f) Eye gaze interaction, (g) Voice command.

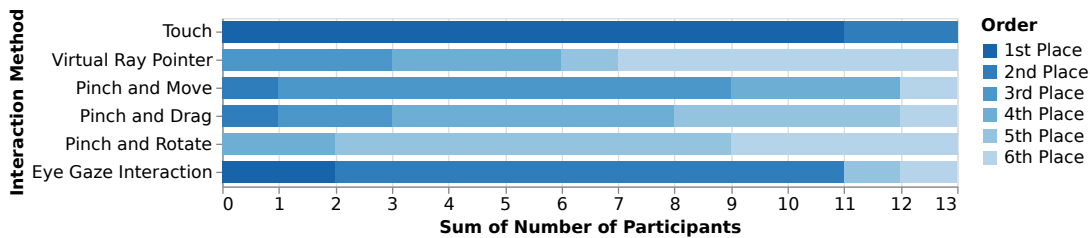


Figure 8: Participant Preferences for Interaction Methods. The y-axis delineates various interaction techniques while the x-axis quantifies the number of participants. For instance, the first place segment of the legend indicates the count of participants who ranked a specific interaction as their top preference.

Pinch and Move. Two of our participants, P7 and P9, used wheelchairs. We observed that they faced difficulties adjusting their distance from the augmented content. Furthermore, “pinch and move” interactions were strenuous for them, particularly when maintaining consistent gestures over more extensive movements. Moreover, P15 expressed reservations about excessive physical movement due to safety concerns. Acknowledging the decline in certain physical abilities among older adults, we collaborated with participants to conceptualize an interaction solution tailored to managing objects at varying distances. For distant features, an alternative method emerged: leveraging eye-tracking for distant interactions and employing simplistic hand gestures for closer AR content.

Pinch and Drag. The trials with the “pinch” gesture in AR revealed significant challenges, particularly around the precision demanded by the system. As P10 states, “*The point, which is the finger’s position. It is too narrow [for recognition] and felt unresponsive. We can not make it at that precise. If the goal is precision, it should differentiate various directions rather than restricting within such narrow bounds.*” Their proposed workaround—tracing an air circle for broader selection—emphasizes a desire for interactions with higher error tolerance. This approach, despite requiring more steps, imparts a sense of accomplishment and boosts confidence. For drag

operations, some participants asked why not use the smartphone norm of two-finger resizing. Although designers might envision certain AR gestures as “natural,” interestingly, participants’ comfort was rooted in familiarity, especially when standard smartphone gestures required less movement and effort.

Pinch and Rotate. Participants felt that this operation was challenging because it needed their wrists to flexibly rotate to a certain degree. Several participants found it hard to maintain the same gestures to rotate.

Eye Gaze Interaction. Participants reported that they felt this interaction was natural. Although they had not used it before, they did not experience a learning barrier. However, for the confirmation of the selection, the default “gaze” did not work. Participants reported that in smartphone usage, sometimes they just needed more time to read or understand words, but this led to the accidental triggering of the gaze selection. They suggested using a phrase like “yes, yes, yes” for confirmation, just as they talked with themselves subconsciously using smartphones.

Speech. For the standard voice interaction usage shown in the demo for selecting, particularly in the context of learning smartphone applications, participants found it burdensome. P2 highlighted the exhausting nature of verbalizing every operation on a smartphone,

saying, “Describing every single operation vocally would be exhausting. Using a smartphone requires numerous actions, and saying each one out loud would make me thirsty.” Instead of utilizing voice for every selection, participants expressed a preference for more complex inquiries or dialogue-driven interactions. The consensus was that voice should serve as a supplementary or alternative mode, rather than the primary means of interaction. Participants also raised valid concerns about the feasibility of voice interactions in public settings. Background noise could hinder its effectiveness, and there was a shared apprehension about appearing weird when speaking aloud to devices in public spaces. Notably, participants highlighted that learning could occur in various environments, including outdoor settings.

6.3 Older Adults’ Concerns with AR for Supporting Smartphone Apps Exploring

Although participants felt AR was interesting and helpful, they also raised concerns about price, weight and comfort, and ease of donning/doffing. The most frequently asked question was about the AR device’s price. Participants felt that the price was too high for personal purchase (e.g., “It is useful but too expensive, I may not buy one at home if someone buys one in our older adults’ center; I would like to use it there.” -P7) Another concern was the heavy weight and discomfort after prolonged use. Several participants, particularly those with pre-existing neck conditions, felt the device’s weight led to discomfort or strain on their neck, especially when thinking of exploring smartphone apps for a long time. This underscores the importance of ergonomics and lightweight designs in AR device development, especially when considering older adults as the target user group. P10 stated, “I am also concerned about other physical discomforts, like eye strain or dizziness, due to prolonged AR use.” Additionally, participants highlighted the inconvenience of repeatedly donning and doffing AR devices when they wished to use them for exploring smartphone apps. P12 articulated a potential solution, suggesting, “If AR could be integrated into our glasses with a simple on-off switch, it would greatly enhance the convenience.” P11 added that, especially in outdoor scenarios, carrying the device is not convenient and safe.

7 DISCUSSION

We investigated how AR could be leveraged and designed to facilitate their smartphone app exploring experience. Through the tech-probe co-design workshop, our findings show that 1) AR can help reduce older adults’ physical burden of exploring smartphone apps (e.g., reduced fine motor skills and tactile sensitivity; decreased visual acuity); 2) AR can help reduce older adults’ cognitive burden of exploring smartphone apps (e.g., decreased working memory capacity, the decline in attentional resources); 3) AR can facilitate trial-and-error and mitigate mistake anxiety; 4) AR can help bridge the knowledge gap for older adults when exploring smartphone apps; 5) Older adults have their own preferences for interacting with AR (e.g., using a combination of tangible surfaces around them and space management); and 6) Older adults also raised three main concerns about adopting AR for app exploration: the expensive price for an at-home setting, physical discomforts such as neck strain,

eye strain, dizziness, and burden of frequently donning/doffing AR devices.

7.1 The Potentials of AR for Supporting Older Adults in Independent Learning

AR offers an innovative approach to alleviate the challenges older adults face with smartphone interaction due to declining fine motor and visual skills. These individuals frequently miss small touch targets, leading to more errors, which has been substantiated by various studies [29, 44, 56, 84]. Though research has suggested usability improvements like adjusted icon sizes [53, 60], our participants found that enlarging content often compromised screen layout and reduced available preview information, a sentiment mirrored in earlier studies [103]. In response, researchers have delved into automatic adjustments to enhance user experience [44, 85]. AR, with its capability to project expansive displays, offers a compelling remedy. Our participants mentioned proportionally magnifying the screen in mid-air, removing the need for large physical screens, and ensuring adequate spacing between icons, which also minimizes touch errors. Additionally, they suggested using AR to simplify intricate interactions: instead of swiping, users see all apps and can intuitively tap to switch, which was the preferred gesture among older adults [48, 60]. Notably, AR addresses the visual challenges faced by older adults [27, 68]. Beyond the conventional method of simply enlarging content, our participants expressed a desire for a variety of magnifying techniques. These include dynamic presentations such as a pronounced brush style, a “jump out” effect, and multi-level zooming capabilities. Such features cater to the challenges posed by age-related visual acuity decline, ensuring a more tailored and enhanced user experience. [We anticipate that by adapting mapping mechanisms from smartphones to AR, older adults with limitations in motor and visual skills can gain greater freedom and encouragement to explore more extensively.](#)

AR offers a distinctive means of addressing the challenges confronted by older adults, particularly when executing complex smartphone tasks against the backdrop of declining working memory and attention spans. As older adults grapple with tasks like transferring data between apps, their ability to remember specific app functionalities tends to wane [33, 43, 81]. Our study’s participants highlighted AR’s vast available visual space, which can encapsulate user actions, illustrate processes, and synthesize data from disparate apps to aid memory. Moreover, with the myriad of notifications, pop-ups, and multimedia diversions on smartphones, older users find their already limited attention further dispersed [24]. Suggestions from our participants include AR’s potential to emphasize ongoing tasks via an extensive reminder board. [Leveraging AR as an additional memory-aid learning tool is feasible, with the potential to reduce cognitive burden and encourage easier exploration.](#)

As for supporting older adults in learning to use smartphone apps, past research has ventured into streamlining these interactions using strategies like step-by-step guides [54, 73], illustrative video demonstrations [26], and intricate augmented display systems [99]. A limitation with many of these interventions lies in their static designs, potentially hindering the exploratory, trial-and-error learning method many older adults favor [73]. An exemplar in this space, Jin et al.’s system, advocates for this learning mode

by retaining an operational state to reduce ambiguities [44]. Nevertheless, doubts linger over its effectiveness, especially when users persistently choose incorrect options [58]. Bridging these endeavors and the untapped potential of newer technologies, AR use vast visual environment sets it apart, vividly capturing user interactions to bolster both real-time participation and the trial-and-error approach. **Enabling cross-device communication allows AR to capture smartphone events and efficiently generate exploratory maps, thus enhancing the exploratory journey.** This paradigm does not just offer immediate visual responses but also facilitates storing several operational states as a backtracking mechanism. When users approach final decisions, a visual timeline of their entire journey provides an added confidence layer, particularly when navigating unfamiliar smartphone cues or fearing inadvertent actions [62, 88].

AR's rich visual palette can enhance the elucidation of complex terminologies encountered during exploration, showing potential to bolster learning outcomes [5, 40]. Previous research has highlighted the efficacy of multimedia-based instructions for older adults [91], and AR, as an emerging medium, brings additional value, particularly through its spatial capabilities. **The integration of advanced large language models (LLMs) and AI-generated content (AIGC) tools significantly enhances the ability to provide relevant contextual knowledge and explanations.** Our participants not only expressed a desire for diverse modes of presentation but were also captivated by AR's immersive spatial characteristics. Such engagement can kindle their curiosity, prompting them to delve deeper into smartphone applications. Furthermore, with AR being a separate device designed with security in mind, participants expressed fewer apprehensions compared to other applications on their phones, mitigating potential security concerns [4, 43, 44].

7.2 Improving AR Interactions to Better Support Mobile App Exploration Among Older Adults

One of the current challenges in AR development is the lack of guidelines including interaction [7]. Our study stands on older adults' perceptive and provides valuable insights for future interaction design to be more inclusive.

AR interactions should be similar to the reality of using smartphones. Participants exhibited a clear inclination for AR interactions that mirrored their routine smartphone habits since tapping is the easiest gesture for older people [48, 60]. Participants favored AR interactions, such as "touch" and "eye gaze", wanted to use their finger as a magnifying tool, and preferred the familiar two-finger smartphone gesture to enlarge, which mirrored established smartphone practices. This echoes Norman's comment that natural user interfaces are not natural [67]: participants gravitated more toward interactions reminiscent of smartphone usage rather than ones perceived as innately natural.

Voice interactions should act as a complementary input method, not a primary mechanism. Voice interaction, while promising, showed limitations in the context of learning smartphone apps. Participants found it cumbersome to use voice commands for every individual operation, which may not be useful in outdoor scenarios due to ambient noise and social awkwardness. Participants endorsed voice interactions as supplementary,

succinctly affirming gestures. This sentiment resonates with prior studies emphasizing the benefits of amalgamating voice with gestures [42, 52, 74].

Interactions should have more error tolerance and provide psychological comfort. Precision in AR proved to be a challenge for many older participants. They preferred having a broader, more encompassing interaction followed by refinement. Interestingly, this was not purely about operational efficiency; it catered to their psychological comfort, offering a sense of achievement.

AR interactions should involve tangible surfaces that are anchored in the physical world. Participants' feedback underscored the need to bridge the tangible and digital in AR interfaces. The act of virtually extending one's hand into the void, without tangible feedback was perceived as counterintuitive [16]. This explains older adults' inclination towards a blend of digital immersion and tangible references. For these users, AR systems that can intuitively identify and adapt to proximate surfaces could significantly improve the experience by offering familiar interaction touchpoints. Participants, for instance, cited books, tables, and walls as tangible anchors. This tangible engagement could also offer ergonomic benefits, potentially alleviating the need for sustained postures that could strain users. The evolving realm of tangible AR [15], which leverages physical objects as conduits or anchors for digital interplay, emerges as a potential solution. Researchers have developed techniques that enable virtually any surface to double as a touch interface are indicative of this trend [100] and tailored edges on commonplace items for tactile feedback and easy tracking [38]. It is imperative for future tangible AR research to acknowledge and cater to older adults, framing them as a core user demographic.

AR interactions for older adults should consider spatial orientations that promote better posture and health. The inherent spatial adaptability of AR offers a diverse array of content positions, each with distinct health and engagement implications. While prior research has explored augmenting additional digital content around smartphones [10, 41, 78, 102], this study brings the preferences of elderly users into focus. Our findings indicate a strong preference among older adults for horizontal AR content placements, favoring the left or right for its immediate accessibility. Interestingly, vertical top-placed layouts carried potential health dividends. Encouraging users to periodically elevate their gaze might counteract the downward smartphone posture, offering relief against potential neck strain. While these insights shed light on older users' needs, it's vital to contextualize them within broader AR research. Many extant studies, like that by Hubenschmid et al. [41] which probed AR space dimensions around smartphones, predominantly cater to younger users. Their assertion—magnifying AR space akin to a desktop screen optimizes spatial memory and user experience—may not resonate universally, especially given the potentially limited tech familiarity among older adults. As the AR realm evolves, integrating the needs and preferences of the elderly becomes a necessity.

7.3 Improving the Adoption of AR Supporting Tools Among Older Adults

Although we showed the potential of AR for supporting mobile app exploration, our findings also revealed seven factors that could affect the adoption of AR among older adults, which will be discussed next. We will use the UTAUT (Unified Theory of Acceptance and Use of Technology) and UTAUT2 models [92, 93] to help explain the factors.

Device Physicality and Usability. The portability and weight of AR devices emerged as significant concerns. While participants were keen on leveraging AR across diverse contexts, including indoors and outdoors, the current form factor impedes ubiquitous use. This observation is rooted in the effort expectancy facet of UTAUT [92]. In response, future designs could focus on lighter AR headsets or even integrate AR functionalities into standard eyeglasses, promoting ease of use. In our work, we choose HoloLens2, which has better presenting performance and similar weight to the device for older adults in previous work [64]. A more recent AR device Apple Vision Pro [6] declares that lighter and better using experience and we believe that researchers have been putting efforts in improving the devices. Our findings further motivate them to care about the weights and convenience of taking on and off.

Economic Considerations. The price of the device seemed unjustifiable if its primary use case was aiding smartphone interactions. This resonates with the UTAUT2's price value determinant [93]. Hence, introducing AR tools in communal settings like older adult centers might be an interim solution. This would also address facilitating conditions, proposed in UTAUT [92], ensuring regular maintenance by dedicated personnel. Moreover, producers should further consider using affordable materials and reducing the cost of the device to make it more acceptable for more users.

Social Learning in AR. Our study echoes prior research advocating for collaborative AR experiences [9, 83, 95]. With older adults expressing a preference for joint exploration, it opens avenues for co-learning in AR environments either for the social interaction between the helper and the older adults or among older adults themselves. Beyond physically sharing the social learning environment, remote social learning [83] also deserves exploration to make older adults learn more flexible. Such initiatives align with the UTAUT's social influence dimension [92], underpinning the significance of shared technological experiences.

Security and Privacy. AR's potential security threats, such as data leaks through camera access [19, 32, 34], warrant attention. Participants' perception of AR as a distinct device from their smartphones did offer a semblance of safety. Yet, given the cross-device interactions, a stringent regulatory framework is indispensable. Techniques like disabling certain functions during smartphone access in AR can provide added layers of security.

Health and Well-being. The health implications of prolonged AR usage, especially concerns like motion sickness among older adults, necessitate periodic usage checks [51]. Intriguingly, integrating AR with healthcare applications, as alluded to by participants, could enhance smartphone usage and promote health concurrently. This aligns with UTAUT's performance expectancy, emphasizing tangible benefits from technology adoption [92].

Gamification and Engagement. Our findings underscore the value of hedonic motivation of UTAUT2 [93], with participants appreciating engaging AR features. Integrating AR with gamified experiences, perhaps even serious games to bolster cognitive functions [35], could serve dual purposes: aiding smartphone exploration and fostering cognitive enhancement.

Visibility of Accessibility Features. Our study highlights the need for accessibility features in AR since cognitive shifts in older adults could limit their inclination to explore new technology. Therefore, AR designs should prioritize accessibility features, ensuring they are intuitive and salient for the elderly demographic [30]. A tangible design example might be the incorporation of an easily identifiable button that toggles these functions, simplifying their discovery and use.

7.4 Limitation and Future Work

Our study primarily centered on older adults within a specific geographical purview, potentially introducing cultural and regional biases. This nuances the generalizability of our findings, particularly as our cohort was technology-receptive. Consequently, the insights may not be representative of a wider demographic less inclined toward technological adoption. Future work should expand the sample size to include a more diverse population of older adults such as those who are less familiar with technology or who have different levels of cognitive or physical abilities.

While our investigation delved into the potentialities of AR in aiding older adults to navigate smartphone applications, it positioned itself predominantly within the design realm. We did not conduct comparative evaluations to determine the exact efficacy of AR vs. a baseline in task accomplishments. In evaluating the nuances of AR assistance, future research can delineate the outcomes of AR-facilitated smartphone engagements based on this work's findings. For example, including a control group in future studies would enable a more precise assessment of AR interventions' effectiveness on specific tasks, thereby illustrating the extent to which AR facilitates older adults' learning of digital technologies. Additionally, a longitudinal approach, involving extended follow-up periods, would be beneficial to understand the enduring effects of AR interventions on the app exploration capabilities and confidence of older adults.

Additionally, our research scope was confined to solitary application explorations. Future endeavors might benefit from including collaborative AR scenarios. Such multi-user frameworks, as indicated by some participants, hold the promise of fostering shared learning landscapes. However, as we traverse this collaborative domain, researchers should take notice of ensuring the privacy and security of older users, which is critical in collaborative AR [77].

8 CONCLUSION

Amid the rise of the global aging trend, the imperative for older adults to adapt to a rapidly changing digital landscape is unsurpassed. This study elucidates AR's potential in simplifying this transition, particularly in the realm of smartphone application exploration. Through our two-phase study, we observed that AR can be pivotal in mitigating both physical and cognitive challenges that older adults encounter, offering a more intuitive and streamlined

learning experience. Notably, during multi-app interactions and stages characterized by trial and error, AR's impact was especially pronounced. Our examination of older adults' interactional patterns with AR has also shed light on key design strategies, emphasizing the need for customization and a deeper understanding of their interaction preferences, thus further contributing to the future inclusive AR interaction design. We further underscore the foundational role of AR in crafting future tools specifically tailored for older adults, including the importance of weaving healthcare considerations within AR applications, delve into the potential of AR-facilitated collaborative learning for smartphone apps—integrating vital social dimensions—and champion the infusion of gamification techniques to amplify their engagement and interest.

ACKNOWLEDGMENTS

This work is partially supported by 1) 2024 Guangzhou Science and Technology Program City-University Joint Funding Project (PI: Mingming Fan); 2) 2023 Guangzhou Science and Technology Program City-University Joint Funding Project (Project No. 2023A03J0001) ; 3) Guangdong Provincial Key Lab of Integrated Communication, Sensing and Computation for Ubiquitous Internet of Things (No.2023B1212010007). We extend our gratitude to the Shanghai Pudong Biyun Art Gallery, Jinqiao Nursing House, and community staff for their collaboration, and to all participants for their valuable time. Special thanks to my friends at Vislab, Yanna and Rui, for their assistance with the figures.

REFERENCES

- [1] 2021. Coursera. <https://www.coursera.org/>. Accessed: 2023-09-07.
- [2] 2021. edX. <https://www.edx.org/>. Accessed: 2023-09-07.
- [3] 2021. Udacity. <https://www.udacity.com/>. Accessed: 2023-09-07.
- [4] Mamtaj Akter, Leena Alghamdi, Jess Kropczynski, Heather Richter Lipford, and Pamela J. Wisniewski. 2023. It Takes a Village: A Case for Including Extended Family Members in the Joint Oversight of Family-Based Privacy and Security for Mobile Smartphones. In *Extended Abstracts of the 2023 CHI Conference on Human Factors in Computing Systems (Hamburg, Germany) (CHI EA '23)*. Association for Computing Machinery, New York, NY, USA, Article 194, 7 pages. <https://doi.org/10.1145/3544549.3585904>
- [5] Urs-Vito Albrecht, Kristian Folta-Schoofs, Marianne Behrends, Ute Von Jan, et al. 2013. Effects of mobile augmented reality learning compared to textbook learning on medical students: randomized controlled pilot study. *Journal of medical Internet research* 15, 8 (2013), e2497.
- [6] Apple. 2023. *Apple Vision Pro - Apple*. <https://www.apple.com/apple-vision-pro/>. Accessed: 2023-11-28.
- [7] Narges Ashtari, Andrea Bunt, Joanna McGrenere, Michael Nebeling, and Parmit K Chilana. 2020. Creating augmented and virtual reality applications: Current practices, challenges, and opportunities. In *Proceedings of the 2020 CHI conference on human factors in computing systems*. 1–13.
- [8] Keith Atkinson, Jaclyn Barnes, Judith Albee, Peter Anttila, Judith Haataja, Kanak Nanavati, Kelly Steelman, and Charles Wallace. 2016. Breaking Barriers to Digital Literacy: An Intergenerational Social-Cognitive Approach. In *Proceedings of the 18th International ACM SIGACCESS Conference on Computers and Accessibility*. ACM, Reno Nevada USA, 239–244. <https://doi.org/10.1145/2982142.2982183>
- [9] Huidong Bai, Prasanth Sasikumar, Jing Yang, and Mark Billinghurst. 2020. A User Study on Mixed Reality Remote Collaboration with Eye Gaze and Hand Gesture Sharing. In *Proceedings of the 2020 CHI Conference on Human Factors in Computing Systems (Honolulu, HI, USA) (CHI '20)*. Association for Computing Machinery, New York, NY, USA, 1–13. <https://doi.org/10.1145/3313831.3376550>
- [10] Sunyoung Bang, Hyunjin Lee, and Woontack Woo. 2020. Effects of augmented content's placement and size on user's search experience in extended displays. In *2020 IEEE International Symposium on Mixed and Augmented Reality Adjunct (ISMAR-Adjunct)*. IEEE, 184–188.
- [11] Yvonne Barnard, Mike D Bradley, Frances Hodgson, and Ashley D Lloyd. 2013. Learning to use new technologies by older adults: Perceived difficulties, experimentation behaviour and usability. *Computers in human behavior* 29, 4 (2013), 1715–1724.
- [12] Jeanie Beh, Sonja Pedell, and Wendy Doube. 2015. Where is the "I" in iPad?: The Role of Interest in Older Adults' Learning of Mobile Touch Screen Technologies. In *Proceedings of the Annual Meeting of the Australian Special Interest Group for Computer Human Interaction*. ACM, Parkville VIC Australia, 437–445. <https://doi.org/10.1145/2838739.2838776>
- [13] Anabela Berenguer, Jorge Goncalves, Simo Hosio, Denzil Ferreira, Theodoros Anagnostopoulos, and Vassilis Kostakos. 2017. Are Smartphones Ubiquitous?: An in-depth survey of smartphone adoption by seniors. *IEEE consumer electronics magazine* 6, 1 (2017), 104–110.
- [14] Michael Lo Bianco, Sonja Pedell, and Gianni Renda. 2016. Augmented Reality and Home Modifications: A Tool to Empower Older Adults in Fall Prevention. In *Proceedings of the 28th Australian Conference on Computer-Human Interaction (Launceston, Tasmania, Australia) (OzCHI '16)*. Association for Computing Machinery, New York, NY, USA, 499–507. <https://doi.org/10.1145/3010915.3010929>
- [15] Mark Billinghurst, Hirokazu Kato, Ivan Poupyrev, et al. 2008. Tangible augmented reality. *Acm siggraph asia* 7, 2 (2008), 1–10.
- [16] Gerd Bruder, Frank Steinicke, and Wolfgang Stuerzlinger. 2013. Touching the void revisited: Analyses of touch behavior on and above tabletop surfaces. In *Human-Computer Interaction—INTERACT 2013: 14th IFIP TC 13 International Conference, Cape Town, South Africa, September 2-6, 2013, Proceedings, Part I 14*. Springer, 278–296.
- [17] Pew Research Center. 2022. Share of those 65 and older who are tech users has grown in the past decade. *Pew Research Center* (13 Jan 2022). <https://www.pewresearch.org/short-reads/2022/01/13/share-of-those-65-and-older-who-are-tech-users-has-grown-in-the-past-decade/>. Accessed: [2023-9-13].
- [18] * Katerina Cerna, Claudia Müller, Dave Randall, and Martin Hunker. 2022. Situated Scaffolding for Sustainable Participatory Design: Learning Online with Older Adults. *Proceedings of the ACM on Human-Computer Interaction* 6, GROUP (Jan. 2022), 1–25. <https://doi.org/10.1145/3492831>
- [19] Song Chen, Zupei Li, Fabrizio Dangelo, Chao Gao, and Xinwen Fu. 2018. A Case Study of Security and Privacy Threats from Augmented Reality (AR). In *2018 International Conference on Computing, Networking and Communications (ICNC)*. 442–446. <https://doi.org/10.1109/ICCNC.2018.8390291>
- [20] Jessie Chin and Wai-Tat Fu. 2012. Age differences in exploratory learning from a health information website. In *Proceedings of the SIGCHI Conference on Human Factors in Computing Systems*. ACM, Austin Texas USA, 3031–3040. <https://doi.org/10.1145/2207676.2208715>
- [21] Jyoti Choudrie, Chike Obuekwe Junior, Brad McKenna, and Shahper Richter. 2018. Understanding and conceptualising the adoption, use and diffusion of mobile banking in older adults: A research agenda and conceptual framework. *Journal of Business Research* 88 (2018), 449–465.
- [22] Sho Conte and Cosmin Munteanu. 2019. Help!: I'm Stuck, and there's no F1 Key on My Tablet!. In *Proceedings of the 21st International Conference on Human-Computer Interaction with Mobile Devices and Services*. ACM, Taipei Taiwan, 1–11. <https://doi.org/10.1145/3338286.3340121>
- [23] Juliet Corbin and Anselm Strauss. 2014. *Basics of Qualitative Research: Techniques and Procedures for Developing Grounded Theory*. Sage Publications.
- [24] F.I.M. Craik. 1986. A functional account of age differences in memory. (1986), 409–422.
- [25] Carolina Cruz-Neira, Daniel J Sandin, Thomas A DeFanti, Robert V Kenyon, and John C Hart. 1992. The CAVE: audio visual experience automatic virtual environment. *Commun. ACM* 35, 6 (1992), 64–73.
- [26] Elizabeth V. Cyarto, Frances Batchelor, Steven Baker, and Briony Dow. 2016. Active ageing with avatars: a virtual exercise class for older adults. In *Proceedings of the 28th Australian Conference on Computer-Human Interaction - OzCHI '16*. ACM Press, Launceston, Tasmania, Australia, 302–309. <https://doi.org/10.1145/3010915.3010944>
- [27] Sara J Czaja, Neil Charness, Arthur D Fisk, Christopher Hertzog, Sankaran N Nair, Wendy A Rogers, and Joseph Sharit. 2006. Factors predicting the use of technology: Findings from the Center for Research and Education on Aging and Technology Enhancement (CREATE). *Psychology and Aging* 21, 2 (2006), 333–352. <https://doi.org/10.1037/0882-7974.21.2.333>
- [28] EY. 2020. Global FinTech Adoption Index 2019. https://assets.ey.com/content/dam/ey-sites/ey-com/en_gl/topics/banking-and-capital-markets/ey-global-fintech-adoption-index.pdf. Accessed: 2023-09-07.
- [29] Leah Findlater, Jon E Froehlich, Kayla Fattal, Jacob O Wobbrock, and Tanya Dastyar. 2013. Age-related differences in performance with touchscreens compared to traditional mouse input. In *Proceedings of the SIGCHI Conference on Human Factors in Computing Systems*. ACM, 343–346.
- [30] Rachel L. Franz, Jacob O. Wobbrock, Yi Cheng, and Leah Findlater. 2019. Perception and Adoption of Mobile Accessibility Features by Older Adults Experiencing Ability Changes. In *Proceedings of the 21st International ACM SIGACCESS Conference on Computers and Accessibility (Pittsburgh, PA, USA) (ASSETS '19)*. Association for Computing Machinery, New York, NY, USA, 267–278. <https://doi.org/10.1145/3308561.3353780>

- [31] Giuliano Grossi, Raffaella Lanzarotti, Paolo Napoletano, Nicoletta Noceti, and Francesca Odone. 2020. Positive technology for elderly well-being: A review. *Pattern recognition letters* 137 (2020), 61–70.
- [32] Jan Gugenheimer, Wen-Jie Tseng, Abraham Hani Mhaidli, Jan Ole Rixen, Mark McGill, Michael Nebeling, Mohamed Khamis, Florian Schaub, and Sanchari Das. 2022. Novel Challenges of Safety, Security and Privacy in Extended Reality. In *Extended Abstracts of the 2022 CHI Conference on Human Factors in Computing Systems* (New Orleans, LA, USA) (CHI EA '22). Association for Computing Machinery, New York, NY, USA, Article 108, 5 pages. <https://doi.org/10.1145/3491101.3503741>
- [33] Philip J. Guo. 2017. Older Adults Learning Computer Programming: Motivations, Frustrations, and Design Opportunities. In *Proceedings of the 2017 CHI Conference on Human Factors in Computing Systems*. ACM, Denver Colorado USA, 7070–7083. <https://doi.org/10.1145/3025453.3025945>
- [34] Ethan Hadar. 2018. Toward Development Tools for Augmented Reality Applications – A Practitioner Perspective. In *Enterprise and Organizational Modeling and Simulation*, Robert Pergl, Eduard Babkin, Russell Lock, Pavel Malyzhenkov, and Vojtěch Merunka (Eds.). Springer International Publishing, Cham, 91–104.
- [35] Kyungjin Han, Kiho Park, Kee-Hong Choi, and Jongweon Lee. 2021. Mobile Augmented Reality Serious Game for Improving Old Adults' Working Memory. *Applied Sciences* 11, 17 (2021). <https://doi.org/10.3390/app11177843>
- [36] M. Hardy, F. Oprescu, P. Millea, and M. Summers. 2017. Baby boomers engagement as traditional university students: Benefits and costs. *International Journal of Lifelong Education* 36, 6 (2017), 730–744. <https://doi.org/10.1080/02601370.2017.1382015>
- [37] Jeremy Hartmann, Aakar Gupta, and Daniel Vogel. 2020. Extend, push, pull: smartphone mediated interaction in spatial augmented reality via intuitive mode switching. In *Proceedings of the 2020 ACM Symposium on Spatial User Interaction*. 1–10.
- [38] Fengming He, Xiyun Hu, Jingyu Shi, Xun Qian, Tianyi Wang, and Karthik Ramani. 2023. Ubi Edge: Authoring Edge-Based Opportunistic Tangible User Interfaces in Augmented Reality. In *Proceedings of the 2023 CHI Conference on Human Factors in Computing Systems*. 1–14.
- [39] * Nic Hollinworth and Faustina Hwang. 2010. Relating computer tasks to existing knowledge to improve accessibility for older adults. In *Proceedings of the 12th international ACM SIGACCESS conference on Computers and accessibility*. ACM, Orlando Florida USA, 147–154. <https://doi.org/10.1145/1878803.1878830>
- [40] Gaoping Huang, Xun Qian, Tianyi Wang, Fagun Patel, Maitreya Sreeram, Yuanzhi Cao, Karthik Ramani, and Alexander J Quinn. 2021. Adaptuar: An adaptive tutoring system for machine tasks in augmented reality. In *Proceedings of the 2021 CHI Conference on Human Factors in Computing Systems*. 1–15.
- [41] Sebastian Hubenschmid, Johannes Zagermann, Daniel Leicht, Harald Reiterer, and Tiare Feuchtnr. 2023. ARound the Smartphone: Investigating the Effects of Virtually-Extended Display Size on Spatial Memory. In *Proceedings of the 2023 CHI Conference on Human Factors in Computing Systems*. 1–15.
- [42] Sylvia Irawati, Scott Green, Mark Billingham, Andreas Duenser, and Heedong Ko. 2006. An evaluation of an augmented reality multimodal interface using speech and paddle gestures. In *Advances in Artificial Reality and Tele-Existence: 16th International Conference on Artificial Reality and Telexistence, ICAT 2006, Hangzhou, China, November 29-December 1, 2006. Proceedings*. Springer, 272–283.
- [43] Xiaofu Jin and Mingming Fan. 2022. "I Used To Carry A Wallet, Now I Just Need To Carry My Phone": Understanding Current Banking Practices and Challenges Among Older Adults in China. In *Proceedings of the 24th International ACM SIGACCESS Conference on Computers and Accessibility (Athens, Greece) (ASSETS '22)*. Association for Computing Machinery, New York, NY, USA, Article 37, 16 pages. <https://doi.org/10.1145/3517428.3544820>
- [44] Xiaofu Jin, Xiaozhu Hu, Xiaoying Wei, and Mingming Fan. 2022. Synapse: Interactive Guidance by Demonstration with Trial-and-Error Support for Older Adults to Use Smartphone Apps. *Proceedings of the ACM on Interactive, Mobile, Wearable and Ubiquitous Technologies* 6, 3 (Sept. 2022), 1–24. <https://doi.org/10.1145/3550321>
- [45] Shaun K Kane, Jeffrey P Bigham, and Jacob O Wobbrock. 2008. Slide rule: making mobile touch screens accessible to blind people using multi-touch interaction techniques. In *Proceedings of the 10th international ACM SIGACCESS conference on Computers and accessibility*. 73–80.
- [46] Mina Khan, Fernando Trujano, Ashris Choudhury, and Pattie Maes. 2018. Mathland: Playful Mathematical Learning in Mixed Reality. In *Extended Abstracts of the 2018 CHI Conference on Human Factors in Computing Systems* (Montreal QC, Canada) (CHI EA '18). Association for Computing Machinery, New York, NY, USA, 1–4. <https://doi.org/10.1145/3170427.3186499>
- [47] Eric Klopfer and Kurt Squire. 2008. Augmented reality: Research and design of mobile educational games. *The TechTrends* 49, 3 (2008), 38–45.
- [48] Masatomo Kobayashi, Atsushi Hiyama, Takahiro Miura, Chieko Asakawa, Michitaka Hirose, and Tohru Ifukube. 2011. Elderly User Evaluation of Mobile Touchscreen Interactions. In *Human-Computer Interaction – INTERACT 2011 (Lecture Notes in Computer Science)*, Pedro Campos, Nicholas Graham, Joaquim Jorge, Nuno Nunes, Philippe Palanque, and Marco Winckler (Eds.). Springer, Berlin, Heidelberg, 83–99. https://doi.org/10.1007/978-3-642-23774-4_9
- [49] Wiesław Kopeć, Kinga Skorupska, Anna Jaskulska, Katarzyna Abramczuk, Radosław Nielek, and Adam Wierzbicki. 2017. LivingLab PJAiT: towards better urban participation of seniors. In *Proceedings of the International Conference on Web Intelligence*. ACM, Leipzig Germany, 1085–1092. <https://doi.org/10.1145/3106426.3109040>
- [50] Serdar Küçük, Samet Kapakin, and Yüksel Göktas. 2016. Educational Augmentation of Anatomy Learning: An Analysis with Augmented Reality Techniques. *Anatolian Journal of Cardiology* 16, 4 (2016), 123.
- [51] Li Na Lee, Mi Jeong Kim, and Won Ju Hwang. 2019. Potential of Augmented Reality and Virtual Reality Technologies to Promote Wellbeing in Older Adults. *Applied Sciences* 9, 17 (2019). <https://doi.org/10.3390/app9173556>
- [52] Minkyung Lee and Mark Billingham. 2008. A wizard of oz study for an ar multimodal interface. In *Proceedings of the 10th international conference on Multimodal interfaces*. 249–256.
- [53] Roxanne Leitão and Paula Alexandra Silva. 2012. Target and spacing sizes for smartphone user interfaces for older adults: design patterns based on an evaluation with users. (2012). <https://doi.org/10.5555/2821679.2831275>
- [54] Rock Leung, Charlotte Tang, Shathel Haddad, Joanna McGrenere, Peter Graf, and Vilia Ingriany. 2012. How Older Adults Learn to Use Mobile Devices: Survey and Field Investigations. *ACM Transactions on Accessible Computing* 4, 3 (Dec. 2012), 1–33. <https://doi.org/10.1145/2399193.2399195>
- [55] Kuan-Yu Lin, Yi-Ting Wang, and Travis K. Huang. 2020. Exploring the antecedents of mobile payment service usage: Perspectives based on cost–benefit theory, perceived value, and social influences. *Online information review* 44, 1 (2020), 299–318.
- [56] Yu-Hao Lin, Suwen Zhu, Yu-Jung Ko, Wenzhe Cui, and Xiaojun Bi. 2018. Why Is Gesture Typing Promising for Older Adults?: Comparing Gesture and Tap Typing Behavior of Older with Young Adults. In *Proceedings of the 20th International ACM SIGACCESS Conference on Computers and Accessibility*. ACM, Galway Ireland, 271–281. <https://doi.org/10.1145/3234695.3236350>
- [57] Ziyi Liu, Zhengzhe Zhu, Enze Jiang, Feichi Huang, Ana M Villanueva, Xun Qian, Tianyi Wang, and Karthik Ramani. 2023. InstruMentAR: Auto-Generation of Augmented Reality Tutorials for Operating Digital Instruments Through Recording Embodied Demonstration. In *Proceedings of the 2023 CHI Conference on Human Factors in Computing Systems*. 1–17.
- [58] Shareen Mahmud, Jessalyn Alvina, Parmit K Chilana, Andrea Bunt, and Joanna McGrenere. 2020. Learning through exploration: how children, adults, and older adults interact with a new feature-rich application. In *Proceedings of the 2020 CHI Conference on Human Factors in Computing Systems*. 1–14.
- [59] Tamir Mendel and Eran Toch. 2022. Meerkat: A Social Community Support Application for Older Adults. In *CHI Conference on Human Factors in Computing Systems Extended Abstracts*. ACM, New Orleans LA USA, 1–4. <https://doi.org/10.1145/3491101.3519909>
- [60] Roberto Menghi, Silvia Ceccacci, Francesca Gullà, Lorenzo Cavalieri, Michele Germani, and Roberta Bevilacqua. 2017. How Older People Who Have Never Used Touchscreen Technology Interact with a Tablet. In *Human-Computer Interaction - INTERACT 2017 (Lecture Notes in Computer Science)*, Regina Bernhaupt, Girish Dalvi, Anirudha Joshi, Devanuj K. Balkrishnan, Jacki O'Neill, and Marco Winckler (Eds.). Springer International Publishing, Cham, 117–131. <https://doi.org/10.1007/978-3-319-67744-68>
- [61] Microsoft. 2019. *Getting started with HoloLens 2*. <https://www.microsoft.com/en-us/hololens/> Accessed: 2023-9-7.
- [62] Tracy L Mitzner, Julie B Boron, Cara B Fausset, Anne E Adams, Neil Charness, Sara J Czaja, and Wendy A Rogers. 2010. Older adults talk technology: Technology usage and attitudes. *Computers in Human Behavior* 26, 6 (2010), 1710–1721.
- [63] Tracy L Mitzner, Jyoti Savla, Walter R Boot, Joseph Sharit, Neil Charness, Sara J Czaja, and Wendy A Rogers. 2018. Technology Adoption by Older Adults: Findings From the PRISM Trial. *The Gerontologist* 59, 1 (09 2018), 34–44. <https://doi.org/10.1093/geront/gny113> arXiv:<https://academic.oup.com/gerontologist/article-pdf/59/1/34/27456596/gny113.pdf>
- [64] Fariba Mostajeran, Frank Steinicke, Oscar Javier Ariza Nunez, Dimitrios Gatsios, and Dimitrios Fotiadis. 2020. Augmented Reality for Older Adults: Exploring Acceptability of Virtual Coaches for Home-Based Balance Training in an Aging Population. In *Proceedings of the 2020 CHI Conference on Human Factors in Computing Systems* (Honolulu, HI, USA) (CHI '20). Association for Computing Machinery, New York, NY, USA, 1–12. <https://doi.org/10.1145/3313831.3376565>
- [65] Claudia Müller, Dominik Hornung, Theodor Hamm, and Volker Wulf. 2015. Practice-based Design of a Neighborhood Portal: Focusing on Elderly Tenants in a City Quarter Living Lab. In *Proceedings of the 33rd Annual ACM Conference on Human Factors in Computing Systems*. ACM, Seoul Republic of Korea, 2295–2304. <https://doi.org/10.1145/2702123.2702449>
- [66] Arthur Nishimoto and Andrew E Johnson. 2019. Extending virtual reality display wall environments using augmented reality. In *Symposium on spatial user interaction*. 1–5.
- [67] Donald A Norman. 2010. Natural user interfaces are not natural. *interactions* 17, 3 (2010), 6–10.

- [68] J. G. O'Brien, D. Ames, and A. Burn. 2012. Clinical Management of Age-Related Macular Degeneration. *The Medical Journal of Australia* 196 (2012), 322–324.
- [69] Tiago Nascimento Ordóñez, Mónica Sanches Yassuda, and Meire Cachioni. 2011. Elderly online: effects of a digital inclusion program in cognitive performance. *Archives of Gerontology and Geriatrics* 53, 2 (2011), 216–219.
- [70] Marita A O'Brien, Katherine E Olson, Neil Charness, Sara J Czaja, Arthur D Fisk, Wendy A Rogers, and Joseph Sharit. 2008. Understanding technology usage in older adults. *Proceedings of the 6th International Society for Gerontechnology, Pisa, Italy* (2008).
- [71] * Vanessa Palumbo and Fabio Paterno. 2021. Micogito: a Serious Gamebook Based on Daily Life Scenarios to Cognitively Stimulate Older Adults. In *Proceedings of the Conference on Information Technology for Social Good*. ACM, Roma Italy, 163–168. <https://doi.org/10.1145/3462203.3475889>
- [72] Shraddha Pandya and Yasmine N. El-Glaly. 2018. TapTag: Assistive Gestural Interactions in Social Media on Touchscreens for Older Adults. In *Proceedings of the 20th ACM International Conference on Multimodal Interaction*. ACM, Boulder CO USA, 244–252. <https://doi.org/10.1145/3242969.3243003>
- [73] Carolyn Pang, Zhiqin Collin Wang, Joanna McGrenere, Rock Leung, Jiamin Dai, and Karyn Moffatt. 2021. Technology Adoption and Learning Preferences for Older Adults: Evolving Perceptions, Ongoing Challenges, and Emerging Design Opportunities. In *Proceedings of the 2021 CHI Conference on Human Factors in Computing Systems* (Yokohama, Japan) (CHI '21). Association for Computing Machinery, New York, NY, USA, Article 490, 13 pages. <https://doi.org/10.1145/3411764.3445702>
- [74] Thammathip Piumsomboon, David Altimira, Hyungon Kim, Adrian Clark, Gun Lee, and Mark Billinghurst. 2014. Grasp-Shell vs gesture-speech: A comparison of direct and indirect natural interaction techniques in augmented reality. In *2014 IEEE International Symposium on Mixed and Augmented Reality (ISMAR)*. IEEE, 73–82.
- [75] Alisha Pradhan, Ben Jelen, Katie A. Siek, Joel Chan, and Amanda Lazar. 2020. Understanding Older Adults' Participation in Design Workshops. In *Proceedings of the 2020 CHI Conference on Human Factors in Computing Systems* (Honolulu, HI, USA) (CHI '20). Association for Computing Machinery, New York, NY, USA, 1–15. <https://doi.org/10.1145/3313831.3376299>
- [76] Iulian Radu and Bertrand Schneider. 2019. What Can We Learn from Augmented Reality (AR)? Benefits and Drawbacks of AR for Inquiry-Based Learning of Physics. In *Proceedings of the 2019 CHI Conference on Human Factors in Computing Systems* (Glasgow, Scotland UK) (CHI '19). Association for Computing Machinery, New York, NY, USA, 1–12. <https://doi.org/10.1145/3290605.3300774>
- [77] Shwetha Rajaram, Chen Chen, Franziska Roesner, and Michael Nebeling. 2023. Eliciting Security & Privacy-Informed Sharing Techniques for Multi-User Augmented Reality. In *Proceedings of the 2023 CHI Conference on Human Factors in Computing Systems* (Hamburg, Germany) (CHI '23). Association for Computing Machinery, New York, NY, USA, Article 98, 17 pages. <https://doi.org/10.1145/3544548.3581089>
- [78] Carolin Reichherzer, Jack Fraser, Damien Constantine Rompapas, and Mark Billinghurst. 2021. SecondSight: A framework for cross-device augmented reality interfaces. In *Extended Abstracts of the 2021 CHI Conference on Human Factors in Computing Systems*. 1–6.
- [79] Patrick Reipschläger and Raimund Dachselt. 2019. Designer: Immersive 3d-modeling combining augmented reality with interactive displays. In *Proceedings of the 2019 ACM International Conference on Interactive Surfaces and Spaces*. 29–41.
- [80] Patrick Reipschläger, Severin Engert, and Raimund Dachselt. 2020. Augmented displays: Seamlessly extending interactive surfaces with head-mounted augmented reality. In *Extended Abstracts of the 2020 CHI Conference on Human Factors in Computing Systems*. 1–4.
- [81] T.A. Salthouse. 1994. The aging of working memory. *Neuropsychology* 8 (1994), 535–543.
- [82] Marc Ericson C. Santos, Angie Chen, Takafumi Taketomi, Goshiro Yamamoto, Jun Miyazaki, and Hirokazu Kato. 2014. Augmented Reality Learning Experiences: Survey of Prototype Design and Evaluation. *IEEE Transactions on Learning Technologies* 7, 1 (2014), 38–56. <https://doi.org/10.1109/TLT.2013.37>
- [83] Ruben Schlagowski, Dariia Nazarenko, Yekta Can, Kunal Gupta, Silvan Mertes, Mark Billinghurst, and Elisabeth André. 2023. Wish You Were Here: Mental and Physiological Effects of Remote Music Collaboration in Mixed Reality. In *Proceedings of the 2023 CHI Conference on Human Factors in Computing Systems* (Hamburg, Germany) (CHI '23). Association for Computing Machinery, New York, NY, USA, Article 102, 16 pages. <https://doi.org/10.1145/3544548.3581162>
- [84] R. D. Seidler, J. A. Bernard, T. B. Burutolu, B. W. Fling, M. T. Gordon, J. T. Gwin, Y. Kwak, and D. B. Lipps. 2010. Motor control and aging: links to age-related brain structural, functional, and biochemical effects. *Neuroscience and Biobehavioral Reviews* 34, 5 (Apr 2010), 721–733. <https://doi.org/10.1016/j.neubiorev.2009.10.005> Epub 2009 Oct 20. PMID: 19850077. PMCID: PMC2838968.
- [85] Y. Shao, J. Zhou, and W. Wang. 2023. Smartphone touch gesture for right-handed older adults: touch performance and offset models. *J Ambient Intell Human Comput* 14 (2023), 2549–2566. <https://doi.org/10.1007/s12652-022-04502-8>
- [86] Mahmud Akhter Shareef, Vinod Kumar, Uma Kumar, and Yogesh K. Dwivedi. 2011. e-Government Adoption Model (GAM): Differing service maturity levels. *Government Information Quarterly* 28, 1 (2011), 17–35. <https://doi.org/10.1016/j.giq.2010.05.006>
- [87] Tamara Sims, Andrew E Reed, and Dawn C Carr. 2017. Information and communication technology use is related to higher well-being among the oldest-old. *The Journals of Gerontology: Series B* 72, 5 (2017), 761–770.
- [88] N. Sinha and K. Swearingen. 2013. The role of cognitive decline in a digital age. *Gerontechnology* 11 (2013), 536–544.
- [89] Ryo Suzuki, Adnan Karim, Tian Xia, Hooman Hedayati, and Nicolai Marquardt. 2022. Augmented reality and robotics: A survey and taxonomy for ar-enhanced human-robot interaction and robotic interfaces. In *Proceedings of the 2022 CHI Conference on Human Factors in Computing Systems*. 1–33.
- [90] M. Tam and E. Chui. 2016. Ageing and learning: What do they mean to elders themselves? *Studies in Continuing Education* 38, 2 (2016), 195–212. <https://doi.org/10.1080/0158037X.2015.1061492>
- [91] P.W. Van Gerven, F. Paas, J.J. Van Merriënboer, M. Hendriks, and H.G. Schmidt. 2003. The efficiency of multimedia learning into old age. *British Journal of Educational Psychology* 73, 4 (Dec 2003), 489–505. <https://doi.org/10.1348/00070990322591208>
- [92] V. Venkatesh, M. G. Morris, G. B. Davis, and F. D. Davis. 2003. User acceptance of information technology: Toward a unified view. *MIS Quarterly* (2003), 425–478.
- [93] V. Venkatesh, J. Y. Thong, and X. Xu. 2012. Consumer acceptance and use of information technology: extending the unified theory of acceptance and use of technology. *MIS Quarterly* 36, 1 (2012), 157–178.
- [94] Viswanath Venkatesh, James Y. L. Thong, and Xin Xu. 2012. Consumer Acceptance and Use of Information Technology: Extending the Unified Theory of Acceptance and Use of Technology. *MIS Quarterly* 36, 1 (2012), 157–178. <http://www.jstor.org/stable/41410412>
- [95] Ana Villanueva, Zhengzhe Zhu, Ziyi Liu, Kylie Pepler, Thomas Redick, and Karthik Ramani. 2020. Meta-AR-App: An Authoring Platform for Collaborative Augmented Reality in STEM Classrooms. In *Proceedings of the 2020 CHI Conference on Human Factors in Computing Systems* (Honolulu, HI, USA) (CHI '20). Association for Computing Machinery, New York, NY, USA, 1–14. <https://doi.org/10.1145/3313831.3376146>
- [96] Ana M Villanueva, Ziyi Liu, Zhengzhe Zhu, Xin Du, Joey Huang, Kylie A Pepler, and Karthik Ramani. 2021. Robotar: An augmented reality compatible teleconsulting robotics toolkit for augmented makerspace experiences. In *Proceedings of the 2021 CHI Conference on Human Factors in Computing Systems*. 1–13.
- [97] Xiaoying Wei, Yizheng Gu, Emily Kuang, Xian Wang, Beiyao Cao, Xiaofu Jin, and Mingming Fan. 2023. Bridging the Generational Gap: Exploring How Virtual Reality Supports Remote Communication Between Grandparents and Grandchildren. In *Proceedings of the 2023 CHI Conference on Human Factors in Computing Systems* (Hamburg, Germany) (CHI '23). Association for Computing Machinery, New York, NY, USA, Article 444, 15 pages. <https://doi.org/10.1145/3544548.3581405>
- [98] Thomas J. Williams, Simon L. Jones, Christof Lutteroth, Elies Dekoninck, and Hazel C Boyd. 2021. Augmented Reality and Older Adults: A Comparison of Prompting Types. In *Proceedings of the 2021 CHI Conference on Human Factors in Computing Systems* (Yokohama, Japan) (CHI '21). Association for Computing Machinery, New York, NY, USA, Article 723, 13 pages. <https://doi.org/10.1145/3411764.3445476>
- [99] Zachary Wilson, Helen Yin, Sayan Sarcar, Rock Leung, and Joanna McGrenere. 2018. Help Kiosk: An Augmented Display System to Assist Older Adults to Learn How to Use Smart Phones. In *Proceedings of the 20th International ACM SIGACCESS Conference on Computers and Accessibility* (Galway, Ireland) (ASSETS '18). Association for Computing Machinery, New York, NY, USA, 441–443. <https://doi.org/10.1145/3234695.3241008>
- [100] Robert Xiao, Julia Schwarz, Nick Throm, Andrew D Wilson, and Hrvoje Benko. 2018. MRTouch: Adding touch input to head-mounted mixed reality. *IEEE transactions on visualization and computer graphics* 24, 4 (2018), 1653–1660.
- [101] Salifu Yusif, Jeffrey Soar, and Abdul Hafeez-Baig. 2016. Older people, assistive technologies, and the barriers to adoption: A systematic review. *International Journal of Medical Informatics* 94 (07 2016). <https://doi.org/10.1016/j.ijmedinf.2016.07.004>
- [102] Fengyuan Zhu and Tovi Grossman. 2020. Bishare: Exploring bidirectional interactions between smartphones and head-mounted augmented reality. In *Proceedings of the 2020 CHI Conference on Human Factors in Computing Systems*. 1–14.
- [103] Martina Ziefle. 2010. Information presentation in small screen devices: The trade-off between visual density and menu foresight. *Applied Ergonomics* 41, 6 (2010), 719–730. <https://doi.org/10.1016/j.apergo.2010.03.001> Special Section: Selection of papers from IEA 2009.
- [104] P. Åberg. 2016. Nonformal learning and well-being among older adults: Links between participation in Swedish study circles, feelings of well-being and social aspects of learning. *Educational Gerontology* 42, 6 (2016), 411–422. <https://doi.org/10.1080/03601277.2016.1139972>